


KNX 通用调光模块, 2 路 300W

KTE2300D

操作说明书



订货号: KTE2300D

注意

RISK

All work carried out on the unit may only be performed by skilled electricians. Observe the regulations valid in the country of use, as well as the valid KNX guidelines

CAUTION

Do not connect the main voltage (230 V) or any other external voltage to any point of the BUS, except for the specific connections.

产品描述

KTE2300D 是 KanonBUS EIB/KNX 系统负责调光的驱动器。可用于对白炽灯、低压卤素灯、LED 灯等负载进行调光。

KTE2300D 分为 2 个独立的回路，每回路的最大负载为 300W。可用于灯光开闭控制、绝对调光、相对调光、场景控制等。

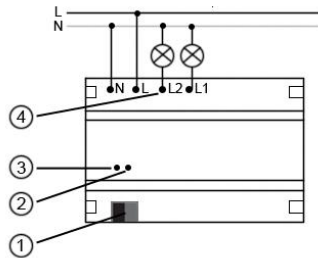
功能特点

- 2 个独立的回路，每回路额定负载 300W
- 可进行灯光开闭控制并具备开关状态反馈
- 开关控制可设定灯光渐变开启或关闭
- 可进行灯光调节并具备灯光亮度状态反馈
- 可进行灯光绝对值设定
- 可进行场景设置
- 可进行调光速度设定
- 短路过载保护

备注

- 请注意根据回路类型选择合适的负载。
- 安装/施工调试请专业人士负责。
- 使用请参考安全低压 SELV 规则
- 请注意 220V 强电安全

模块示意



- ① 总线连接端子
- ② 编程按钮
- ③ 编程指示灯
- ④ 负载接线端子

安装接线

① 安装

模块适用于标准 DIN-35mm 导轨安装(符合标准 DIN EN 60715)。可通过上部挂在导轨上后往下轻轻扣在导轨上。

② 接线

KNX 接口使用标准 EIB/KNX 快接红黑端子。负载部分使用抗大电流冲击的冲压端子。请参考上述接线图进行接线。

③ 地址及参数分配

请使用国际通用 ETS (Engineering Tool Software) 作为模块物理地址分配及模块编程的专用工具。

④ 测试及诊断

按下编程按钮可将模块设置为编程模式，再次按下编程按钮，取消编程模式


技术参数

电源供电	21...30V DC, 总线直接供电
输出回路数	2 路, 300W/路
额定电压	250V AC (50/60Hz)
工作温度	0°C ~ +70°C
存储温度	-25 °C ~ +70°C
IP 防护	IP20, EN60529
指示灯	回路状态指示
安装尺寸	编程状态指示 DIN 导轨安装 105 X 90 X 60mm

Universal Dim-Actuator, 2x300W

KTE2300D

Technical Manual



Order No. KTE2300D

Features

- Two independent channels with 300W load (resistive load) for each channel.
- Switch-control and the feedback for the control.
- Jump to the brightness or dimming to the brightness can be configured.
- Dimming function with the brightness value feedback.
- Scene function with scene recall/learn
- Dimming speed can be configured.
- LED indicators for the ON/OFF and brightness.

How to install the device

- ⑤ **Mounting:**
the device is suitable for installation in the connection unit or small enclosures for fast installation on 35mm mounting rails to DIN EN 60715.
- ⑥ **Connection:**
the electrical connection is implemented using screw terminals. The connection to the KNX is implemented using the supplied BUS Connection Terminal.
- ⑦ **Commissioning:**
The assignment of the physical address and the setting of the parameters are performed with the ETS (Engineering Tool Software).

Attention

⚠ RISK

All work carried out on the unit may only be performed by skilled electricians. Observe the regulations valid in the country of use, as well as the valid KNX guidelines

⚠ CAUTION

Do not connect the main voltage (230 V) or any other external voltage to any point of the BUS, except for the specific connections.

i Remark

- Please attention the load type first.
- Each channel must have the same type
- Each load must be less than 300W

Technical Data

Power supply	21...30V DC, made available by the bus
consumption	Max. 12mA
Channels	2 channels 300W (resistive load) for each.
Operating voltage	250V AC (50/60Hz)
Operation temperature	0°C ~ +70°C
Storage temperature	-25 °C ~ +70°C
IP Class	IP20, EN60529
Indicator	Programming indicator Channel brightness indicator
Installation	DIN Rail installation 105 X 90 X 60mm

General

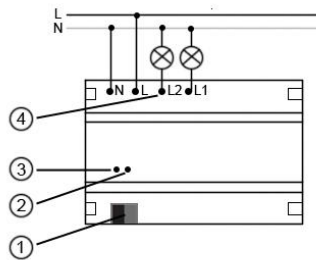
The Universal Dim Actuator type KTE2300D is a bus enabled 2 channel dimmer for operation on the EIB/KNX Bus system.

The compact device can operate two independent lighting groups with up to 300 W maximum power for each.

Different load types, e.g. incandescent lamps, 230V halogen lamps or low-voltage halogen lamps on electronically controlled or conventional transformers, can be connected to two independent outputs. However, only loads of the same type are permissible on a single channel.

Each channel has the functions such as switching control, status switch, relative dimming control, absolutely dimming control, status brightness value and the scene function with memory store.

Circuit diagram



- ⑤ BUS connector
- ⑥ Programming button
- ⑦ Programming indicator
- ⑧ Load screw